

Getalbeelden 10 Flitsen

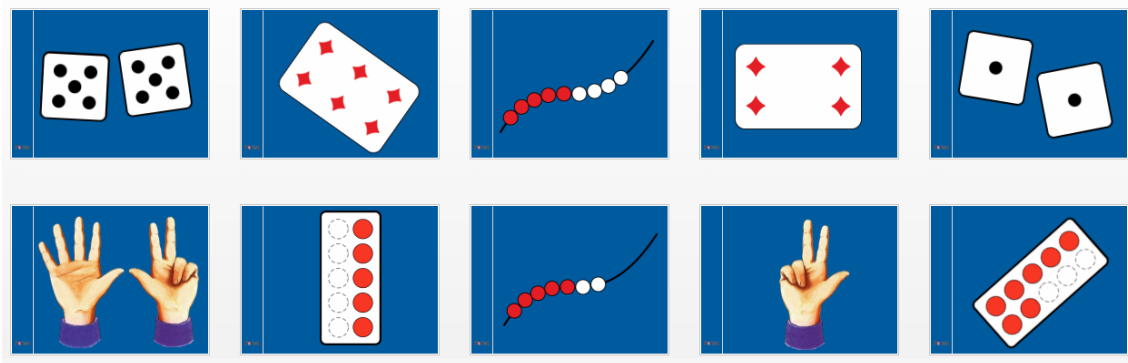


Een flitsoefening waarbij je zelf bepaalt wat de flitstijd is. Te gebruiken in combinatie met de volgende materialen:

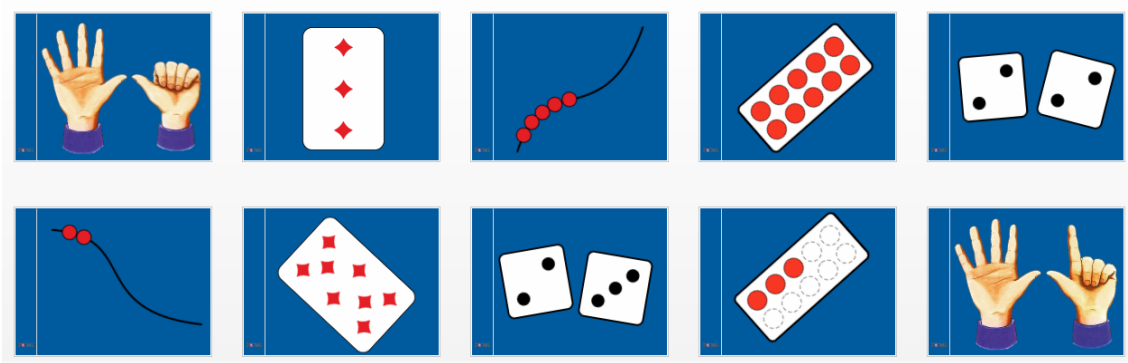
- o de [Getalkaartjes 20](#); juiste kaartje omhoog steken
- o de [Flitskaarten getalbeelden t/m 10](#); zoek dezelfde
- o [Parwo-antwoordblad 1](#)
- o [Parwo-antwoordblad 3](#) (grotere hokjes)

De PowerPoint bestaat uit 6 onderdelen van ieder 10 getalbeelden:


- GB10-FA-1




- GB10-FA-2



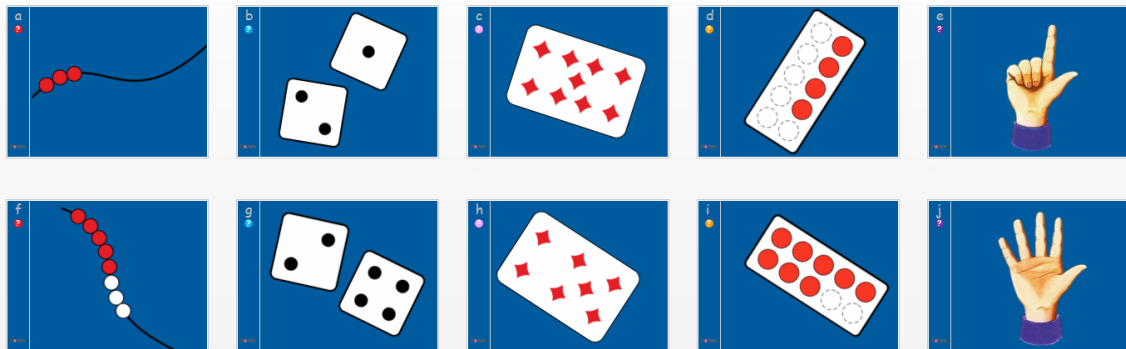
- GB10-FA-3



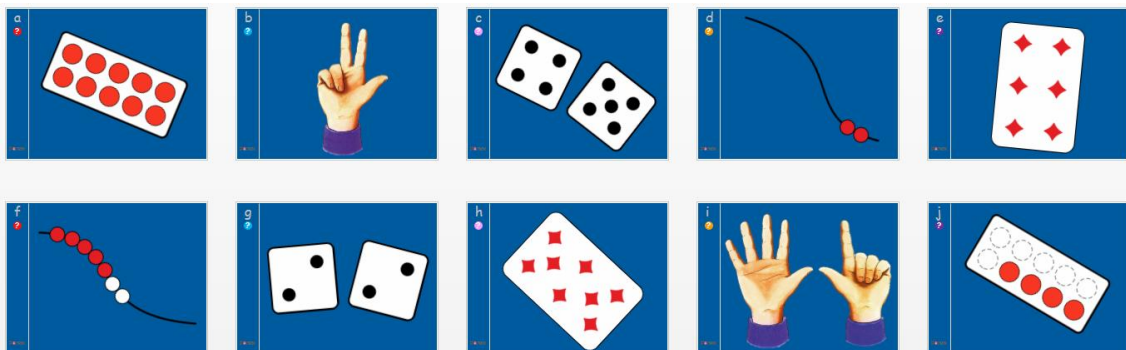
- GB10-FA-4



- GB10-FA-5































































- GB10-FA-6



Nakijkblad 1

| | | | | | | | | | | |
|-----------|----|----|---|----|---|---|---|---|----|---|
| | a | b | c | d | e | f | g | h | i | j |
| GB10-FA-1 | 10 | 6 | 9 | 4 | 2 | 8 | 5 | 7 | 3 | 7 |
| | a | b | c | d | e | f | g | h | i | j |
| GB10-FA-2 | 6 | 3 | 5 | 10 | 4 | 2 | 8 | 5 | 3 | 7 |
| | a | b | c | d | e | f | g | h | i | j |
| GB10-FA-3 | 5 | 10 | 8 | 6 | 7 | 2 | 4 | 8 | 9 | 3 |
| | a | b | c | d | e | f | g | h | i | j |
| GB10-FA-4 | 10 | 6 | 2 | 5 | 7 | 4 | 8 | 9 | 10 | 9 |
| | a | b | c | d | e | f | g | h | i | j |
| GB10-FA-5 | 3 | 3 | 9 | 4 | 2 | 8 | 6 | 7 | 8 | 5 |
| | a | b | c | d | e | f | g | h | i | j |
| GB10-FA-6 | 10 | 3 | 9 | 2 | 6 | 7 | 4 | 8 | 7 | 4 |

Nakijkblad 3

| | | | | | |
|------------|-------------------------------------------------------------------------------------|-------------------------------------------------------------------------------------|-------------------------------------------------------------------------------------|-------------------------------------------------------------------------------------|---------------------------------------------------------------------------------------|
| GB10-FA-1A |  |  |  |  |  |
| | 10 | 6 | 9 | 4 | 2 |
| GB10-FA-1B |  |  |  |  |  |
| | 8 | 5 | 7 | 3 | 7 |
| GB10-FA-2A |  |  |  |  |  |
| | 6 | 3 | 5 | 10 | 4 |
| GB10-FA-2B |  |  |  |  |  |
| | 2 | 8 | 5 | 3 | 7 |
| GB10-FA-3A |  |  |  |  |  |
| | 5 | 10 | 8 | 6 | 7 |
| GB10-FA-3B |  |  |  |  |  |
| | 2 | 4 | 8 | 9 | 3 |
| GB10-FA-4A |  |  |  |  |  |
| | 10 | 6 | 2 | 5 | 7 |
| GB10-FA-4B |  |  |  |  |  |
| | 4 | 8 | 9 | 10 | 9 |
| GB10-FA-5A |  |  |  |  |  |
| | 3 | 3 | 9 | 4 | 2 |
| GB10-FA-5B |  |  |  |  |  |
| | 8 | 6 | 7 | 8 | 5 |
| GB10-FA-6A |  |  |  |  |  |
| | 10 | 3 | 9 | 2 | 6 |
| GB10-FA-6B |  |  |  |  |  |
| | 7 | 4 | 8 | 7 | 4 |