

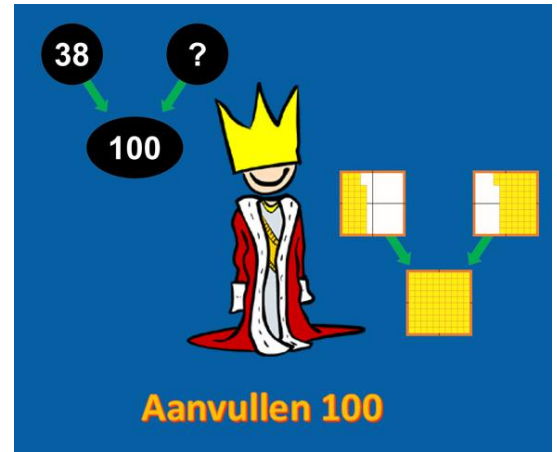
Aanvullen 100

Met deze PowerPoint is het mogelijk om het aanvullen tot 100 te oefenen. Dit kan op getalsniveau. Door te klikken op de getallen, wordt de Rekentafel zichtbaar en kan het aanvullen concreter gemaakt worden.

Te gebruiken in combinatie met de volgende materialen:

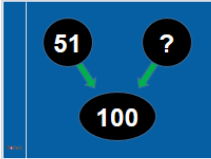
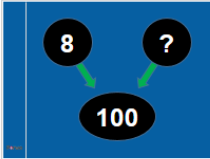
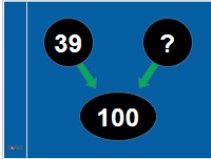
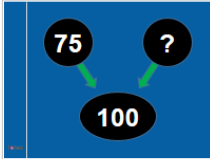
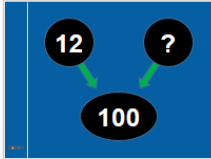
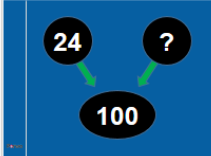
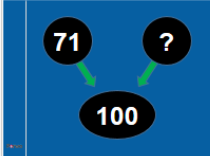
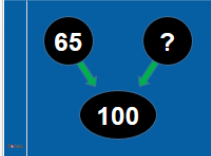
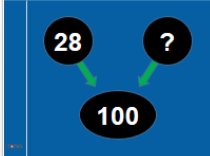
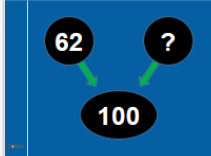
- o de [getalbeelden 100](#)
- o het [Parwo-antwoordblad 1](#)
- o de [Rekentafel](#) of het [Rekenkistje](#)

De PowerPoint bestaat uit 6 series van elk 10 opdrachten.



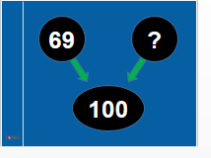
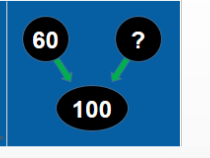
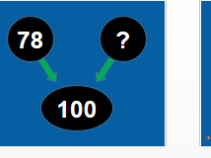
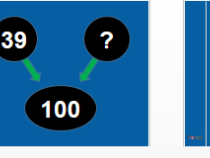
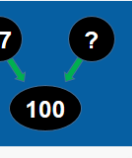
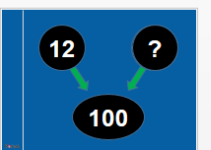
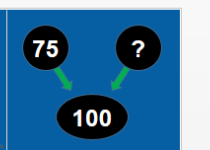
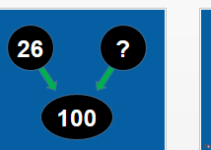
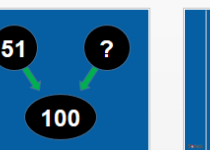
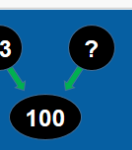
- AV100-01

| a | b | c | d | e | f | g | h | i | j |
|----|----|----|----|----|----|----|----|----|----|
| 49 | 92 | 61 | 25 | 88 | 76 | 29 | 35 | 72 | 38 |

| | | | | |
|---|---|---|---|---|
|  |  |  |  |  |
|  |  |  |  |  |

- AV100-02

| a | b | c | d | e | f | g | h | i | j |
|----|----|----|----|----|----|----|----|----|----|
| 31 | 40 | 22 | 61 | 83 | 88 | 25 | 74 | 49 | 27 |

| | | | | |
|---|---|---|---|---|
|  |  |  |  |  |
|  |  |  |  |  |

- AV100-03

| a | b | c | d | e |
|----|----|----|----|----|
| 74 | 27 | 56 | 24 | 62 |

| f | g | h | i | j |
|----|----|----|----|----|
| 70 | 49 | 85 | 35 | 98 |

26 ?

↙ ↘

100

73 ?

↙ ↘

100

44 ?

↙ ↘

100

76 ?

↙ ↘

100

38 ?

↙ ↘

100

30 ?

↙ ↘

100

51 ?

↙ ↘

100

15 ?

↙ ↘

100

65 ?

↙ ↘

100

2 ?

↙ ↘

100

- AV100-04

| a | b | c | d | e |
|----|----|----|----|----|
| 92 | 45 | 62 | 29 | 83 |

| f | g | h | i | j |
|----|----|----|----|----|
| 38 | 85 | 24 | 22 | 72 |

8 ?

↙ ↘

100

55 ?

↙ ↘

100

38 ?

↙ ↘

100

71 ?

↙ ↘

100

17 ?

↙ ↘

100

62 ?

↙ ↘

100

15 ?

↙ ↘

100

76 ?

↙ ↘

100

78 ?

↙ ↘

100

28 ?

↙ ↘

100

- AV100-05

| a | b | c | d | e |
|----|----|----|----|----|
| 88 | 25 | 76 | 45 | 31 |

| f | g | h | i | j |
|----|----|----|----|----|
| 54 | 22 | 92 | 35 | 62 |

12 ?

↙ ↘

100

75 ?

↙ ↘

100

24 ?

↙ ↘

100

55 ?

↙ ↘

100

69 ?

↙ ↘

100

46 ?

↙ ↘

100

78 ?

↙ ↘

100

8 ?

↙ ↘

100

65 ?

↙ ↘

100

38 ?

↙ ↘

100

- AV100-06

| a | b | c | d | e |
|----|----|----|----|----|
| 27 | 56 | 38 | 24 | 76 |

| f | g | h | i | j |
|----|----|----|----|----|
| 98 | 61 | 29 | 70 | 40 |

73
?

100

44
?

100

62
?

100

76
?

100

24
?

100

2
?

100

39
?

100

71
?

100

30
?

100

60
?

100

Nakijkblad

| a | b | c | d | e |
|----|----|----|----|----|
| 49 | 92 | 61 | 25 | 88 |

| f | g | h | i | j |
|----|----|----|----|----|
| 76 | 29 | 35 | 72 | 38 |

AV100-01

| a | b | c | d | e |
|----|----|----|----|----|
| 31 | 40 | 22 | 61 | 83 |

| f | g | h | i | j |
|----|----|----|----|----|
| 88 | 25 | 74 | 49 | 27 |

AV100-02

| a | b | c | d | e |
|----|----|----|----|----|
| 74 | 27 | 56 | 24 | 62 |

| f | g | h | i | j |
|----|----|----|----|----|
| 70 | 49 | 85 | 35 | 98 |

AV100-03

| a | b | c | d | e |
|----|----|----|----|----|
| 92 | 45 | 62 | 29 | 83 |

| f | g | h | i | j |
|----|----|----|----|----|
| 38 | 85 | 24 | 22 | 72 |

AV100-04

| a | b | c | d | e |
|----|----|----|----|----|
| 88 | 25 | 76 | 45 | 31 |

| f | g | h | i | j |
|----|----|----|----|----|
| 54 | 22 | 92 | 35 | 62 |

AV100-05

| a | b | c | d | e |
|----|----|----|----|----|
| 27 | 56 | 38 | 24 | 76 |

| f | g | h | i | j |
|----|----|----|----|----|
| 98 | 61 | 29 | 70 | 40 |

AV100-06